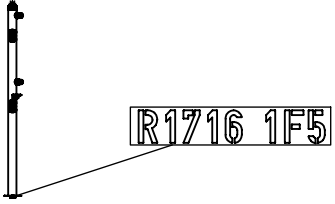
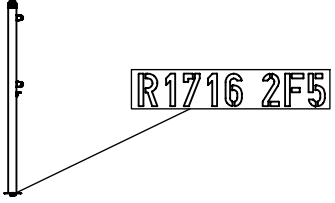


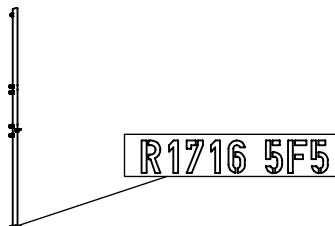
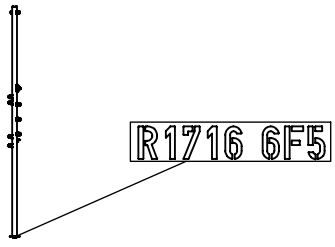
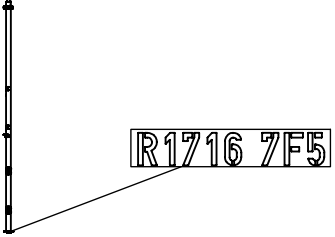
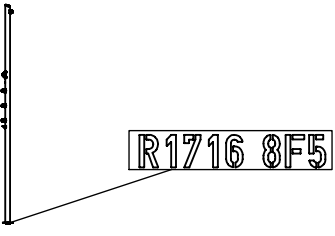
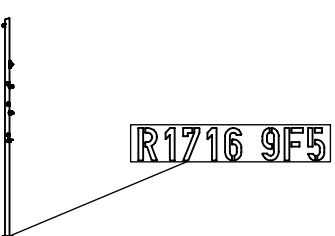
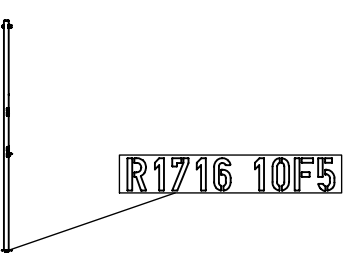
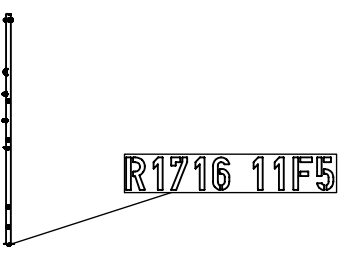
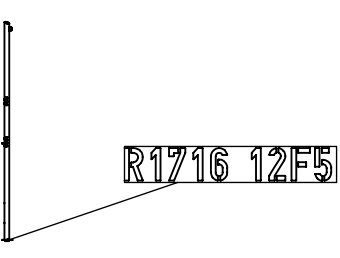


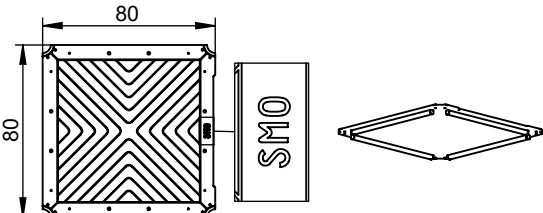

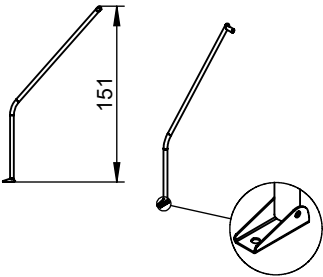
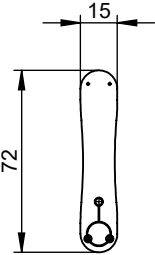
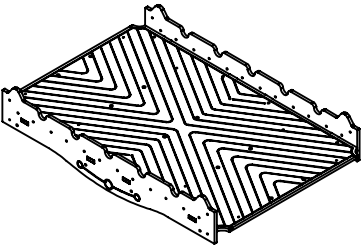
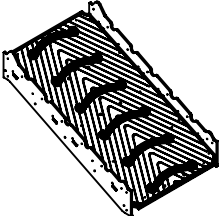
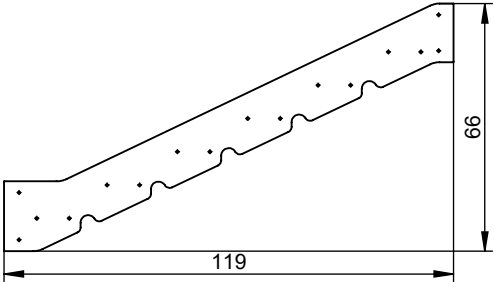
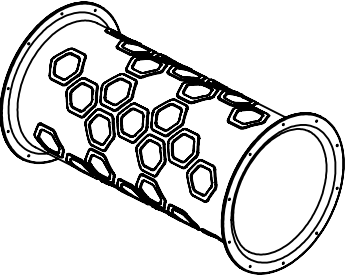
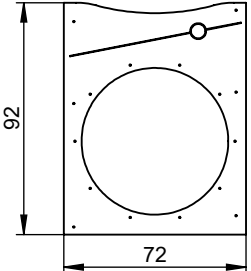


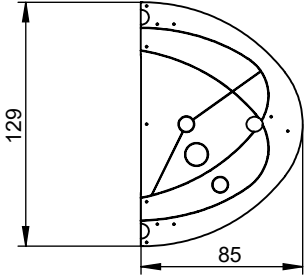
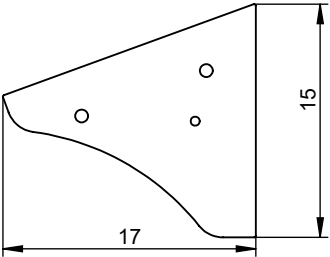

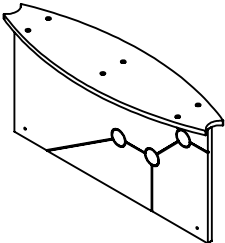
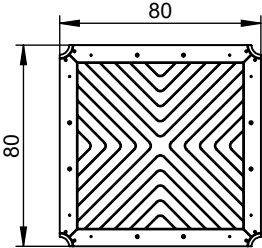
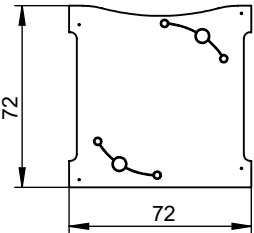
NR	ELEMENT	1716F INOX
E1		1
E2		1
E3		1
E4		1
E5		1
E6		1

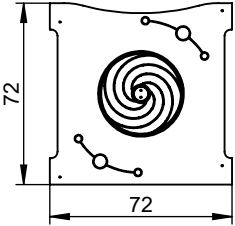
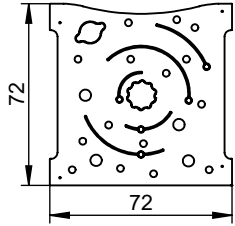
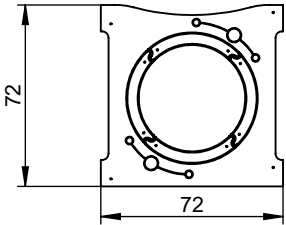
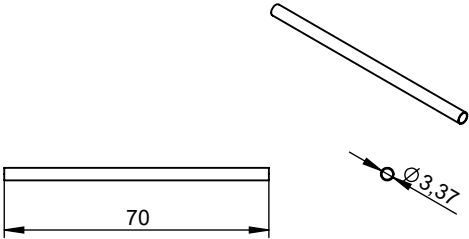
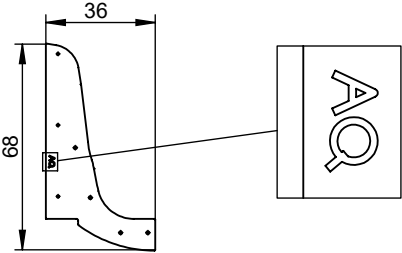
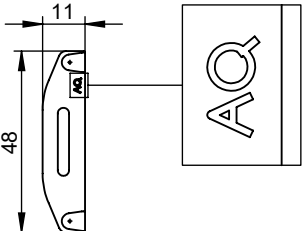
NR	ELEMENT	1716F INOX
E7	 A technical drawing of a vertical profile, likely a part of a railing or fence. It shows a vertical line with several small circles (rivets or bolts) along its length. A callout box labeled 'R1716 7F5' is connected to the profile by a leader line.	1
E8	 A technical drawing of a vertical profile, similar to E7. It shows a vertical line with several small circles. A callout box labeled 'R1716 8F5' is connected to the profile by a leader line.	1
E9	 A technical drawing of a vertical profile, similar to E7. It shows a vertical line with several small circles. A callout box labeled 'R1716 9F5' is connected to the profile by a leader line.	1
E10	 A technical drawing of a vertical profile, similar to E7. It shows a vertical line with several small circles. A callout box labeled 'R1716 10F5' is connected to the profile by a leader line.	1
E11	 A technical drawing of a vertical profile, similar to E7. It shows a vertical line with several small circles. A callout box labeled 'R1716 11F5' is connected to the profile by a leader line.	1
E12	 A technical drawing of a vertical profile, similar to E7. It shows a vertical line with several small circles. A callout box labeled 'R1716 12F5' is connected to the profile by a leader line.	1

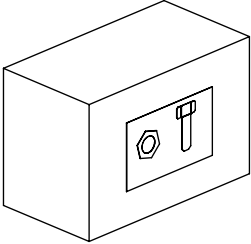
NR	ELEMENT	1716F INOX
E13		1
E14		1
E15		1
E16		1
E17		2
E18		2

NR	ELEMENT	1716F INOX
E19	 <p>H = 150 cm</p>	1
E20	 <p>H = 150 cm</p>	1
E21		1
E22		1
E23		1
E24		2

NR	ELEMENT	1716F INOX
E25		24
E26		1
E27		1
E28		2
E29		1
E30		2

NR	ELEMENT	1716F INOX
E31		4
E32		12
E33		1
E34		1
E35		2
E36		1

NR	ELEMENT	1716F INOX
E37		1
E38		1
E39		2
E40		3
E41		4
E42		4

NR	ELEMENT	1716F INOX
E43		1

